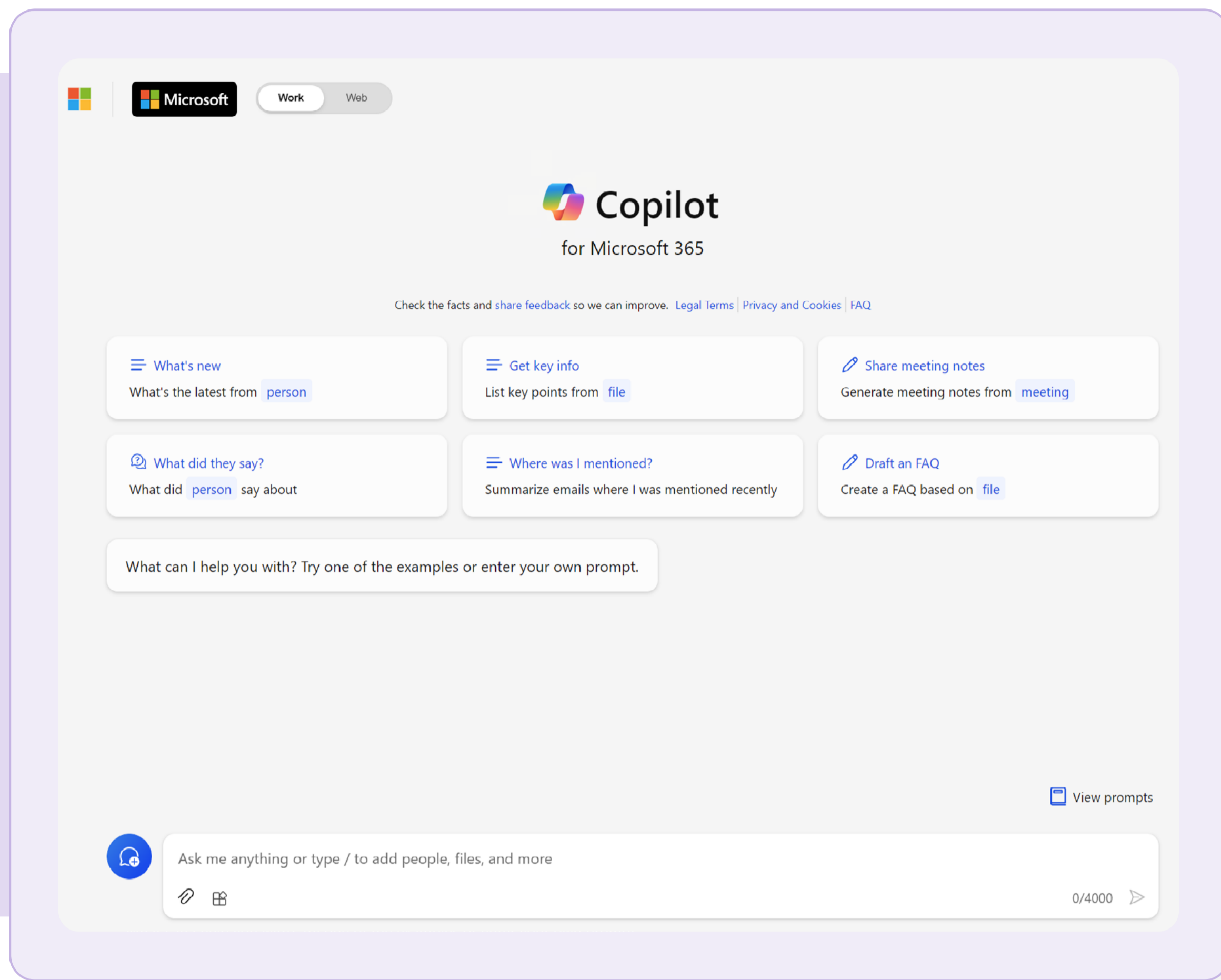


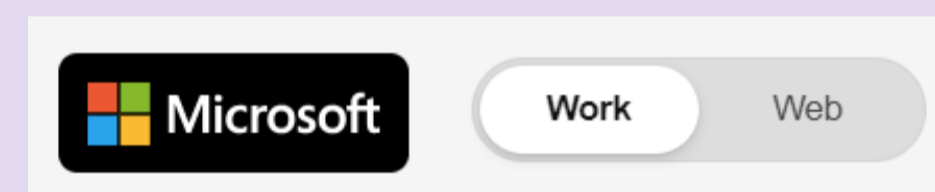
Get started with Microsoft Copilot for Microsoft 365

Copilot for Microsoft 365 combines the power of the latest large language models (LLMs) with Microsoft 365 apps and your business data within the Microsoft Graph. You can use prompts to query across Teams, Word, Outlook, PowerPoint, and Excel—and combined with the power of the web—turn your words in emails, chats, calendar, files, and more into the most powerful productivity tool on the planet.



How to access Copilot for Microsoft 365

Access [Microsoft Copilot](#) via Teams, Windows, Bing, or Microsoft365.com when you're signed in with your work account.



Access Copilot in Microsoft 365 apps by clicking the Copilot logo in the Home tab of each app.

How Copilot can help you in Microsoft 365 apps

Discover how Copilot can help you perform tasks faster in some of the Microsoft 365 apps you use every day. Here are just a few examples of its capabilities.



Microsoft Copilot

Quickly catch up on projects

"Summarize emails where I was mentioned."

Get quick insights from a sea of content—no matter where the information is

"Teach me about [Concept] in a way a non-technical person could understand."

Create content by getting data from multiple sources

"Draft a personal email I can send to people in [Role] to call their attention to [Product's] launch."

Prepare for meetings

"Create a storyboard for a 60-minute keynote where I need to engage a room full of [Audience] about [Topic]; use [File] and [File] as background."



Copilot in Teams

Catch up on missed meetings in a pinch

"What were the key points discussed?"
"Draft a summary from last week's spotlight meeting and include top customer pitch tips."

Host team brainstorm sessions

"Start a targeted promotion plan based on our meeting notes."



Copilot in Word

Draft job descriptions from scratch

"Generate a job description for a [Role]. Include bullet points from the [Role] core responsibility list."

Discover and summarize a detailed process document

"Review this document [File] and summarize all references into bullet points."



Copilot in Outlook

Draft personalized emails

"Draft an offer letter to [Name] with a start date of [Date]. Include our benefits information and use a professional tone."

Discover new sales leads

"Highlight emails from new senders."
"Invite [client] to a meeting to discuss our core offerings. Include three time options."



Copilot in PowerPoint

Update template slides

"Update the pitch template slide using the recap from last week's Teams meeting. Include the client's logo on the slide."

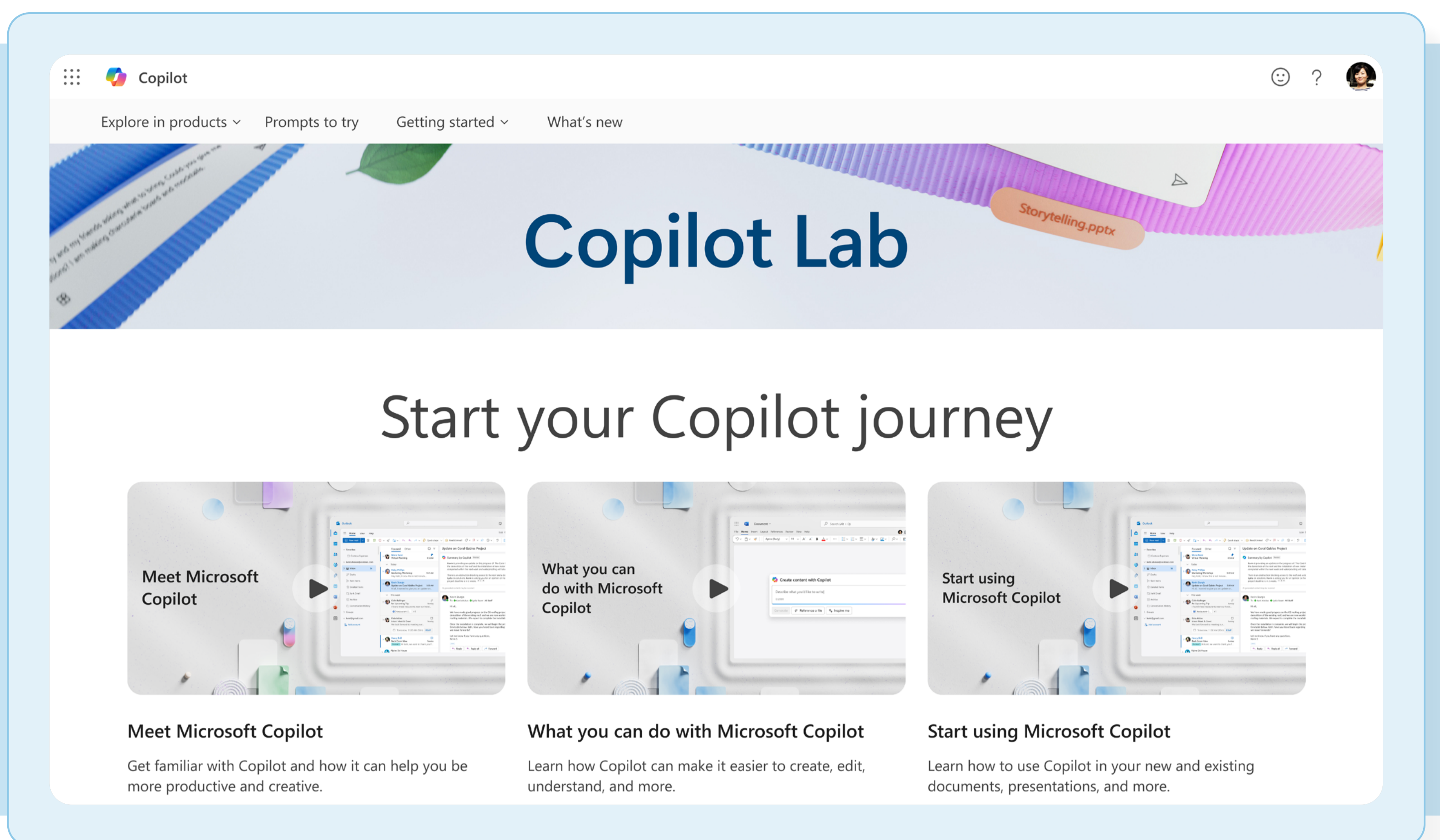
Create new slides with existing content

"Summarize the client's profile, promotion plans, and taglines and separate into three new slides."

Prompt guidance

Copilot can help you generate content ideas, gain insights, assist with storytelling, translate languages, solve technical problems, and more—all based on your prompt. Copilot Lab is a helpful resource for finding guidance on using prompts and tips and tricks for building your Copilot skills.

Visit Copilot Lab at aka.ms/CopilotLab



How to use Copilot for Microsoft 365 by role

Business owner/operator

With **Copilot in Outlook**, business owners start their days catching up on emails, summarizing them, and quickly crafting personalized responses. With **Copilot in Word**, they can draft project plans while reviewing and crafting compelling visualizations for budgets and project resources in **Copilot in Excel**. They can also recap meetings using **Copilot in Teams** to assign and track follow-up tasks for different team members.

Marketing manager

Copilot in Teams helps marketing managers organize meeting notes of their brainstorm session on launching a new market. **Copilot in Word** drafts a targeted promotion plan based on Copilot-generated Teams meeting notes. **Copilot in PowerPoint** creates customer profiles and the promotion plan. **Copilot in Word** helps draft the email and create illustrations. **Copilot in Outlook** composes the email and attaches the campaign brief.

Customer support representative

Using **Copilot in Outlook**, support representatives can generate empathetic and professional email responses to customer queries, while **Microsoft Copilot** can help by finding previous queries and summarizing the most important information in their emails.

Sales representative

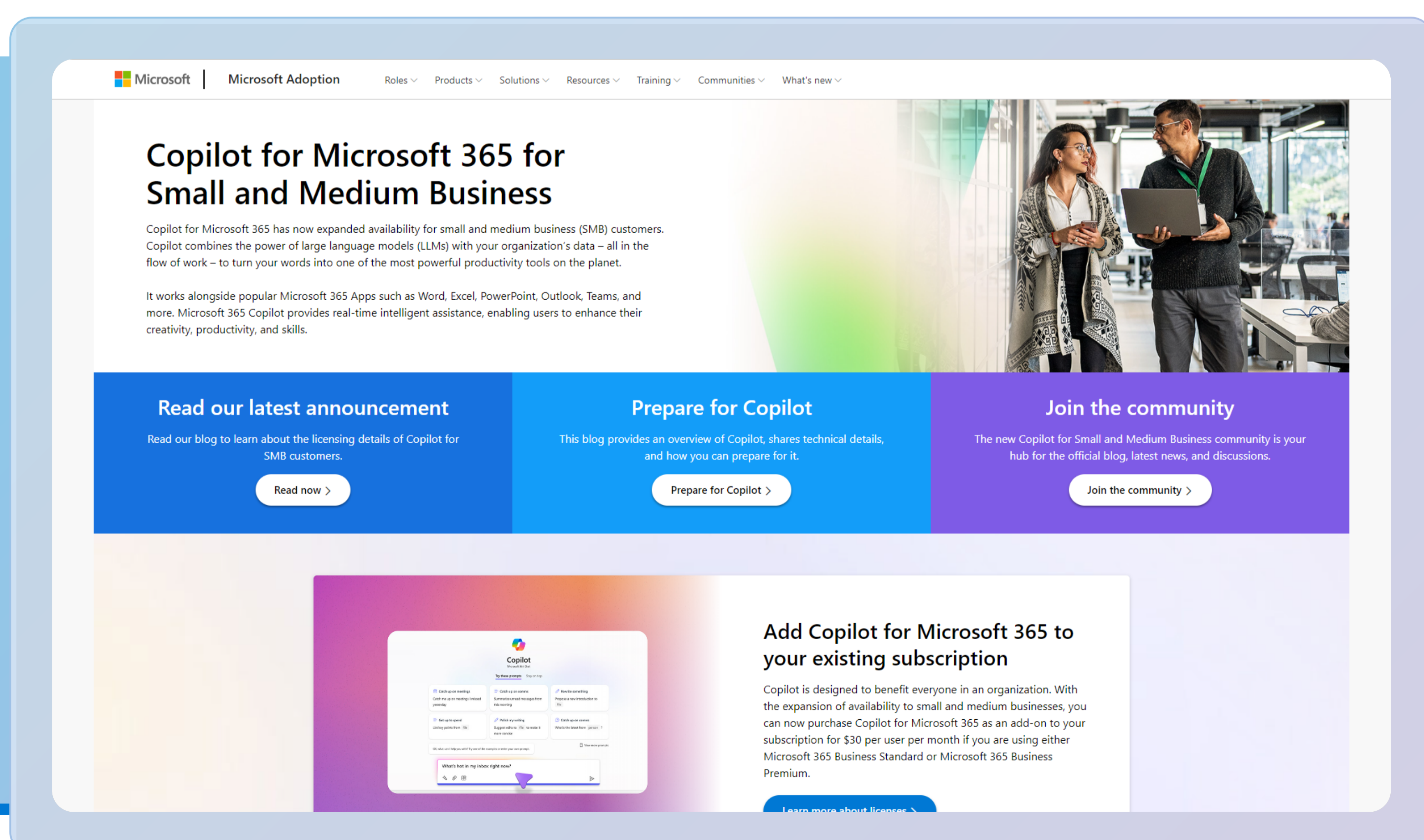
Using **Copilot in Outlook**, a salesperson finds new leads by surfacing emails from new senders and writes with persuasive language about company offerings. With Copilot, they can reach more potential customers in less time. They can use Outlook data from previous customer emails to then draft a sales presentation faster with **Copilot in PowerPoint**. Lastly, **Copilot in Teams** will generate meeting notes for the presentation.

Financial analyst

To analyze a spike in sales, a financial analyst opens **Copilot in Excel** to analyze past performance of the product and create graphs from the data. **Copilot in Loop** includes the graphs and data in a shared link through Loop, Outlook, and Teams, while **Copilot in Teams** facilitates team collaboration and decision-making. **Copilot in Outlook** finds customer account details like balance statements and invoices and summarizes the data for a financial analyst.

IT manager

Using **Copilot in Loop**, IT managers who make system changes that impact customers can share tasks with teammates. Using **Copilot in Word**, they prompt Copilot to summarize customer references in bullet points. And **Copilot in Teams** summarizes the top points to turn them into a one-pager. **Copilot in Outlook** drafts an email to share the one-pager.



Helpful resources

- » [Copilot Lab](#)
- » [Copilot for Microsoft 365 Small and Medium Business Adoption Page](#)
- » [Copilot for Microsoft 365 Small and Medium Business Adoption Community](#)
- » [Copilot for Microsoft 365 documentation](#)